



550

DUO WALL MOUNTED OUTDOOR SHOWER

A wall-mounted outdoor shower from the DUO series is a frost-free and elegant solution. The timeless design means that the shower can fit into any environment.

With the frost-proof DUO shower, you can also choose whether you prefer a soothing and warm bath or a cool and invigorating rinse – all year round. The shower is hand-assembled in Denmark and produced from the best materials, so you get a solution that you can enjoy for many years.

DUO WALL MOUNTED OUTDOOR SHOWER

Frostline, crafted in Denmark for over 25 years, presents a diverse collection of frost-free outdoor products renowned for their elegant design, superior quality, and functionality. Our showers feature a mechanical valve that efficiently drains water after each use, enabling year-round usage without electricity. Constructed from stainless steel, they are environmentally friendly. With dual handles, adjusting water temperature is effortless.



Glassblown



Black



Polished

IMPORTANT

Wall mounting: For frost-proof function and guarantee, there is a requirement for a frost-free water supply year-round and that the product has a slope of at least 2-3‰ towards the outer wall. Additionally, a product in standard measurements should be used. Note: At temperatures below 5 degrees Celsius, hose fittings or other equipment that reduces clearance must not be installed.

Specifications

Product dimensions

Connection	15 mm el. ½"
Center distance	153 mm
Backplate H-W	240 x 105 mm
Shower head	Ø 180 mm
Shower pipe	Ø 18 mm
Faucet	Ø 30 mm

Packaging

Dimensions H-W-D	1500x210x85 mm
Weight	4,9 kg

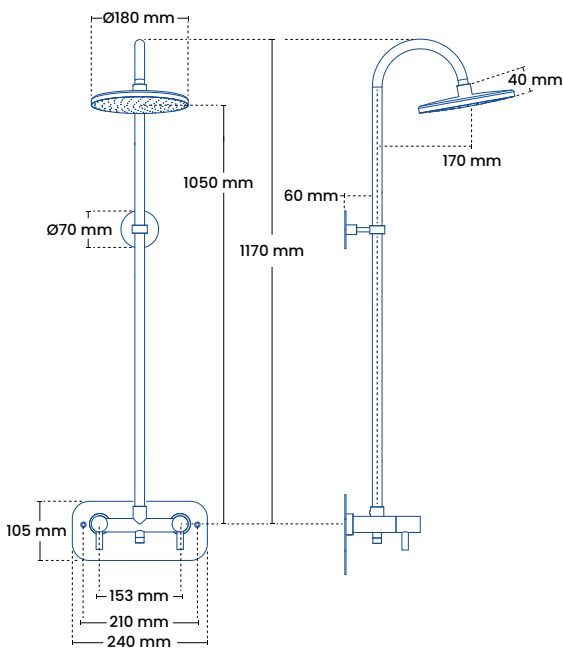
Frostline valve

Capacity	23 l/min. 2-6 bars
Ceramic valve	

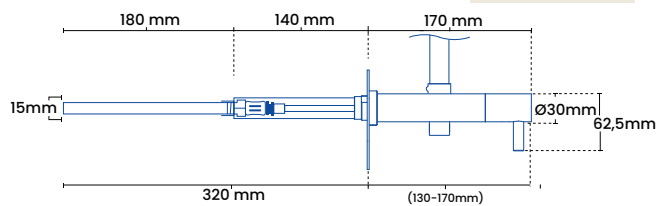
Variants

Product	VVS no.	Description
550	743492.034	150-350 mm
550	743492.054	300-550 mm
550		Wall measurement*

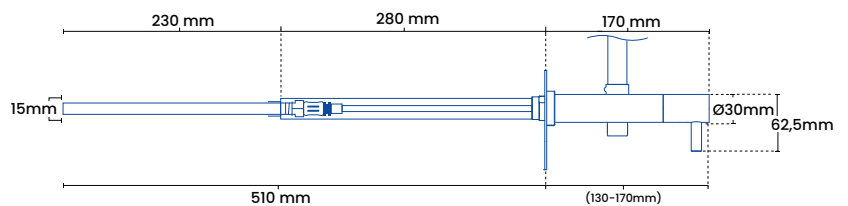
See more variants in the price list.



150-350 mm



300-550 mm



*For Frostline pex-connection

