

# frostline<sup>®</sup>

## Price list 2024

EDITION  
1.2024

The price list is valid from 1st of april, 2024



Free standing outdoor shower from the DUO series. See page 8.



Wall mounted outdoor shower from the DUO series. See page 4.

## FROSTLINE & EQI

From January 2023, Frostline and EQI have joined forces and will continue as one unified company, Frostline A/S.

This means that we now offer you a wider range of stylish and frost free, quality taps divided into the EQI, DUO, PRO and a series for animals.

The majority of the products in this price list are frost free via a mechanical system. The design and technical rights belongs to Frostline A/S

The EQI series is delivered in ASI304 steel and with 2-years warranty

The DUO series is delivered in ASI 316 steel and with 5-years warranty.



Wall valve from the EQI series. See page 7.



Classic water tap from the DUO series. See page 9.

The price list is valid from 1. of april 2024. Please note that reservations are made for printing errors and price changes. The color rendering of the products in this price list may vary from reality.

# CONTENTS

## FOR HOUSES

Wall mounted outdoor shower	4-6
Built-in outdoor shower	6
Wall valve	7
Free standing outdoor shower	8
Free standing water tap	9
Wall mounted kitchen tap	10
Free standing kitchen and bathtub tap.	10
Accessories	11

## FOR PUBLIC

PRO PUBLIC	13-18
PRO wall mounted tap valve	15
PRO wall mounted drinking system	16
PRO free standing drinking system	16
PRO wall valve	17
PRO free standing water tap	17
PRO free standing water tap	18
Accessories	18
EQI Spare parts	19

## FOR ANIMAL

Free standing drinking system	19
-------------------------------	----

## OTHERS

Instructions	20-21
Maintenance	22
Contact	23

# FOR HOUSES

Indicative list prices

## DUO wall mounted outdoor shower

Cold and hot water, visible shower pipe.

Product	VVS no.	Description	Specifications	EUR Excl. VAT
550	743492034	With 15 mm and ½" connection, wall thickness 150–350 mm	Up to 23 l/min	2.253
550	743492054	With 15 mm and ½" connection, wall thickness 300–550 mm	Up to 23 l/min	2.253
550		For Frostline pex connection ½" wall measurement*	Up to 23 l/min	2.387
550-S	743492031	With 15 mm and ½" connection, wall thickness 150–350 mm, black	Up to 23 l/min	3.853
550-S	743492051	With 15 mm and ½" connection, wall thickness 300–550 mm, black	Up to 23 l/min	3.853
550-S		For Frostline pex connection ½" wall measurement*, black	Up to 23 l/min	3.987
550-02	743492037	With 15 mm and ½" connection, wall thickness 150–350 mm, polished	Up to 23 l/min	3.680
550-02	743492057	With 15 mm and ½" connection, wall thickness 300–550 mm, polished	Up to 23 l/min	3.680
550-02		For Frostline pex connection ½" wall measurement*, polished	Up to 23 l/min	3.813
7010-101	743469804	Towel hook		105
		Towel hook, black		
		Towel hook, polished		
9018	743474964	Frostline double pex connection with drainage and sealing		127
4096	723209004	Mixing valve with built-in thermostat w/ 1/2" connection		114

## EQI wall mounted outdoor shower

Cold and hot water, visible shower pipe.

Product	VVS no.	Description	Specifications	EUR Excl. VAT
5050-101	743470734	With 15 mm and ½" connection, wall thickness 150–350 mm	Up to 23 l/min	1.554
5050-101	743470754	With 15 mm and ½" connection, wall thickness 300–550 mm	Up to 23 l/min	1.554
5050-101		For Frostline pex connection ½" wall measurement*	Up to 23 l/min	1.830
5050-107	743470738	With 15 mm and ½" connection, wall thickness 150–350 mm, copper	Up to 23 l/min	2.666
5050-107	743470758	With 15 mm and ½" connection, wall thickness 300–550 mm, copper	Up to 23 l/min	2.666
5050-107		For Frostline pex connection ½" wall measurement*, copper	Up to 23 l/min	2.942
5050-102	743470737	With 15 mm and ½" connection, wall thickness 150–350 mm, brass	Up to 23 l/min	3.185
5050-102	743470757	With 15 mm and ½" connection, wall thickness 300–550 mm, brass	Up to 23 l/min	3.185
5050-102		For Frostline pex connection ½" wall measurement*, brass	Up to 23 l/min	3.452
7010-101	743469804	Towel hook		105
7010-102	743469805	Towel hook, brass		172
7010-107	743469808	Towel hook, copper		185
9018	743474964	Frostline double pex connection with drainage and sealing		127
4096	723209004	Mixing valve with built-in thermostat w/ 1/2" connection		114

For additional EQI wall mounted outdoor showers for pex connection in fixed dimensions. See page 12.



Instructions for measuring wall measurements can be found on page 20.

### \*IMPORTANT

When measuring for mounting with Frostline pex connection, there must only be a maximum tolerance of 2 mm! Expect a waiting time of approximately 14 working days from receipt and approval of the order. Minimum 140 mm and maximum 460 mm from front of wall to front of pex connection.

# EQI wall mounted outdoor shower

Cold and hot water, visible shower pipe with curved shower head,

Product	VVS no.	Description	Specifications	EUR Excl. VAT
5050-101	743470634	With 15 mm and ½" connection, wall thickness 150-350 mm	Up to 23 l/min	1.554
5050-101	743470654	With 15 mm and ½" connection, wall thickness 300-550 mm	Up to 23 l/min	1.554
5050-101		For Frostline pex connection ½" wall measurement*	Up to 23 l/min	1.830
7010-101	743469804	Towel hook		105
9018	743474964	Frostline double pex connection with drainage and sealing		127
4096	723209004	Mixing valve with built-in thermostat w/ 1/2" connection		114



5050-101



7010-101



9018

Instructions for measuring wall measurements can be found on page 20.

# EQI wall mounted outdoor shower

Cold or premixed water, visible shower pipe.

Product	VVS no.	Description	Specifications	EUR Excl. VAT
5032-101	743474710	With 15 mm and ½" connection, wall thickness 150-350 mm	Up to 23 l/min	1.319
5032-101	743474730	With 15 mm and ½" connection, wall thickness 300-550 mm	Up to 23 l/min	1.319
5032-107	743474718	With 15 mm and ½" connection, wall thickness 150-350 mm, copper	Up to 23 l/min	2.096
5032-107	743474738	With 15 mm and ½" connection, wall thickness 300-550 mm, copper	Up to 23 l/min	2.096
4096	723209004	Mixing valve with built-in thermostat w/ 1/2" connection		114

Cold or premixed water, visible shower pipe with curved shower head.

Product	VVS no.	Description	Specifications	EUR Excl. VAT
5032-101	743474714	With 15 mm connection, wall thickness 150-350 mm	Up to 23 l/min	1.319
5032-101	743474734	With 15 mm connection, wall thickness 300-550 mm	Up to 23 l/min	1.319
7010-101	743469804	Towel hook		105
7010-107	743469808	Towel hook, copper		185
4096	723209004	Mixing valve with built-in thermostat w/ 1/2" connection		114



5032-101



5032-107



5032-101

w/ curved shower head



7010-101

## EQI built-in outdoor shower

Cold or premixed water.

Product	VVS no.	Description	Specifications	EUR Excl. VAT
5060-101	743474414	½" connection, wall thickness 180 mm	Up to 18 l/min	1.293
5060-101	743474424	½" connection, wall thickness 220 mm	Up to 18 l/min	1.293
5060-101	743474434	½" connection, wall thickness 260 mm	Up to 18 l/min	1.293
5060-101	743474444	½" connection, wall thickness 300 mm	Up to 18 l/min	1.293
5060-101	743474454	½" connection, wall thickness 340 mm	Up to 18 l/min	1.293
5060-101	743474464	½" connection, wall thickness 380 mm	Up to 18 l/min	1.293
5060-101	743474474	½" connection, wall thickness 420 mm	Up to 18 l/min	1.293
5060-107	743474418	½" connection, wall thickness 180 mm, copper	Up to 18 l/min	1.969
5060-107	743474428	½" connection, wall thickness 220 mm, copper	Up to 18 l/min	1.969
5060-107	743474438	½" connection, wall thickness 260 mm, copper	Up to 18 l/min	1.969
5060-107	743474448	½" connection, wall thickness 300 mm, copper	Up to 18 l/min	1.969
5060-107	743474458	½" connection, wall thickness 340 mm, copper	Up to 18 l/min	1.969
5060-107	743474468	½" connection, wall thickness 380 mm, copper	Up to 18 l/min	1.969
5060-107	743474478	½" connection, wall thickness 420 mm, copper	Up to 18 l/min	1.969



5060-101

5060-107

## EQI built-in outdoor shower

Cold and hot water.

Product	VVS no.	Description	Specifications	EUR Excl. VAT
5065-101	743469714	½" connection, wall thickness 180 mm	Up to 28 l/min	1.710
5065-101	743469724	½" connection, wall thickness 220 mm	Up to 28 l/min	1.710
5065-101	743469734	½" connection, wall thickness 260 mm	Up to 28 l/min	1.710
5065-101	743469744	½" connection, wall thickness 300 mm	Up to 28 l/min	1.710
5065-101	743469754	½" connection, wall thickness 340 mm	Up to 28 l/min	1.710
5065-101	743469764	½" connection, wall thickness 380 mm	Up to 28 l/min	1.710
5065-101	743469774	½" connection, wall thickness 420 mm	Up to 28 l/min	1.710
5065-107	743469718	½" connection, wall thickness 180 mm, copper	Up to 28 l/min	2.832
5065-107	743469728	½" connection, wall thickness 220 mm, copper	Up to 28 l/min	2.832
5065-107	743469738	½" connection, wall thickness 260 mm, copper	Up to 28 l/min	2.832
5065-107	743469748	½" connection, wall thickness 300 mm, copper	Up to 28 l/min	2.832
5065-107	743469758	½" connection, wall thickness 340 mm, copper	Up to 28 l/min	2.832
5065-107	743469768	½" connection, wall thickness 380 mm, copper	Up to 28 l/min	2.832
5065-107	743469778	½" connection, wall thickness 420 mm, copper	Up to 28 l/min	2.832



5065-101

5065-107

# DUO wall valve

Product	VVS no.	Description	Specifications	EUR Excl. VAT
F760	743458134	With 15 mm connection, wall thickness 150-350 mm	15 l/min	615
F740	743458154	With 15 mm connection, wall thickness 300-550 mm	15 l/min	625
F760-S	743458161	With 15 mm connection, wall thickness 150-350 mm, black	15 l/min	973
F740-S	743458151	With 15 mm connection, wall thickness 300-550 mm, black	15 l/min	973
F760-02	743458167	With 15 mm connection, wall thickness 150-350 mm, polished	15 l/min	785
F740-02	743458157	With 15 mm connection, wall thickness 300-550 mm, polished	15 l/min	785
F760-01	743458168	With 15 mm connection, wall thickness 150-350 mm, copper	15 l/min	915
F740-01	743458158	With 15 mm connection, wall thickness 300-550 mm, copper	15 l/min	930



F740 · F760



F740-01 · F760-01



F740-02 · F760-02



F740-S · F760-S

On request a version for concealed mounting is also available on special order with the Frostline pex connection.

# EQI wall valve

Product	VVS no.	Description	Specifications	EUR Excl. VAT
2010-101	743456434	With 15 mm connection, wall thickness 150-350 mm	Up to 23 l/min	430
2010-101	743456454	With 15 mm connection, wall thickness 300-550 mm	Up to 23 l/min	430
2010-101		For Frostline pex connection ½" wall measurement*	Up to 23 l/min	495
2010-107	743456438	With 15 mm connection, wall thickness 150-350 mm, copper	Up to 23 l/min	563
2010-107	743456458	With 15 mm connection, wall thickness 300-550 mm, copper	Up to 23 l/min	563
2010-107		For Frostline pex connection ½" wall measurement*, copper	Up to 23 l/min	625
2010-102	743456437	With 15 mm connection, wall thickness 150-350 mm, brass	Up to 23 l/min	563
2010-102	743456457	With 15 mm connection, wall thickness 300-550 mm, brass	Up to 23 l/min	563
2010-102		For Frostline pex connection ½" wall measurement*, brass	Up to 23 l/min	645
9016	743470964	Frostline pex connection with drainage and sealing		70



2010-101



2010-107



2010-102



9016

## \*IMPORTANT

When measuring for mounting with Frostline pex connection, there must only be a maximum tolerance of 2 mm! Expect a waiting time of approximately 14 working days from receipt and approval of the order. Minimum 140 mm and maximum 460 mm from front of wall to front of pex connection.

## DUO free standing outdoor shower

Well included. Cold or premixed water.

Product	VVS no.	Description	Specifications	Brusehøjde	EUR Excl. VAT
F180	743480634	DUO outdoor shower	28-30 l/min	2050 mm	2.410
F180-K		DUO outdoor shower, copper	28-30 l/min	2050 mm	3.548
F180-1	743485634	DUO outdoor shower w. selfclosing	28-30 l/min	2050 mm	2.505
F180-2		DUO outdoor shower, polished	28-30 l/min	2050 mm	3.505
4096	723209004	Mixing valve with built-in thermostat w/ 1/2" connection			114



F180 · F180-1



F180-k

## EQI free standing outdoor shower

Well and connection hose included.

Product	VVS no.	Description	Specifications	EUR Excl. VAT
5080-101	743473204	1/2" connection, cold and warm, w/ curved shower head	Up to 23 l/min	2.429
5080-101	743473200	1/2" connection, cold and warm	Up to 23 l/min	2.429
5080-107	743473208	1/2" connection, cold and warm, copper	Up to 23 l/min	4.126
5082-101	743475104	1/2" connection, Cold or premixed water, w/ curved shower head	Up to 23 l/min	1.728
7020	743473990	Frostline terrace extension set		200
4096	723209004	Mixing valve with built-in thermostat w/ 1/2" connection		114



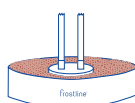
5080-101



5080-107



5082-101



7020

Terrace extension set available for 5080, see page 21.




# DUO free standing water tap

Well and connection hose included,

Product	VVS no.	Description	Specifications	Tap height	EUR Excl. VAT
F101	743480334	DUO H 30 water tap	28-32 l/min	760 mm	1.605
F101-1	743485334	DUO H 30 water tap w. selfclosing	28-32 l/min	760 mm	1.710
F101-K		DUO H 30 water tap, copper	28-32 l/min	760 mm	2.497
F121	743480344	DUO H 9 water tap	6-9 l/min	760 mm	1.605
F121-1	743485344	DUO H 9 water tap w. selfclosing	6-9 l/min	760 mm	1.710
F102	743480304	DUO L 30 water tap	28-32 l/min	520 mm	1.605
F102-1	743485304	DUO L 30 water tap w. selfclosing	28-32 l/min	520 mm	1.710
F122	743480314	DUO L 9 water tap	6-9 l/min	520 mm	1.605
F122-1	743485314	DUO L 9 water tap w. selfclosing	6-9 l/min	520 mm	1.710
F004	743480004	Classic 23 G water tap	18-23 l/min	430 mm	1.735



F101 · F121



F101-K



F102 · F122



F004

# EQI free standing water tap

Well and connection hose included. A key grip (Hex key) can be delivered on request.

Product	VVS no.	Description	Specifications	Tap height	EUR Excl. VAT
4012-101	743472104	½" connection	15-30 l/min	380 mm	1.135
4012-107	743472108	½" connection, copper	15-30 l/min	380 mm	2.006
4040-101	743472504	½" connection	Up to 23 l/min	445 mm	1.149
4046-101	743472554	½" connection	Up to 15-30 l/min	645 mm	1.221



4012-101



4012-107



4040-101



4046-101

# EQI wall mounted kitchen tap

Cold and hot water.

Product	VVS no.	Description	Specifications	EUR Excl. VAT
5010-101	743469534	With 15 mm and ½" connection, wall thickness 150-350 mm	Up to 23 l/min	<b>1.034</b>
5010-101	743469554	With 15 mm and ½" connection, wall thickness 300-550 mm	Up to 23 l/min	<b>1.034</b>
5010-101		For Frostline pex connection ½" wall measurement*	Up to 23 l/min	<b>1.335</b>
5010-107	743469538	With 15 mm and ½" connection, wall thickness 150-350 mm, copper	Up to 23 l/min	<b>1.876</b>
5010-107	743469558	With 15 mm and ½" connection, wall thickness 300-550 mm, copper	Up to 23 l/min	<b>1.876</b>
5010-107		For Frostline pex connection ½" wall measurement*, copper	Up to 23 l/min	<b>2.785</b>
9018	743474964	Frostline double pex connection with drainage and sealing		<b>127</b>
4096	723209004	Mixing valve with built-in thermostat w/ 1/2" connection		<b>114</b>



5010-101



5010-107



9018

Instructions for measuring wall measurements can be found on page 20.

## \*IMPORTANT

When measuring for mounting with Frostline pex connection, there must only be a maximum tolerance of 2 mm! Expect a waiting time of approximately 14 working days from receipt and approval of the order. Minimum 140 mm and maximum 460 mm from front of wall to front of pex connection.

# EQI free standing kitchen and bathtub tap.

Cold or premixed water. Well and connection hose included.

Product	VVS no.	Description	Tap height	Specifications	EUR Excl. VAT
5042-101	743469014	½" connection, cold and warm	1150 mm	Up to 23 l/min	<b>1.733</b>
5042-107	743469018	½" connection, cold and warm, copper	1150 mm	Up to 23 l/min	<b>2.673</b>
5080-1-101	743469024	½" connection, cold and warm	944 mm	Up to 23 l/min	<b>1.867</b>
5080-1-107	743469028	½" connection, cold and warm, copper	944 mm	Up to 23 l/min	<b>2.808</b>
7020	743473990	Frostline terrace extension set			<b>200</b>



5042-101



5080-1-101

Free standing kitchen and bathtub tap, also available with a curved spout.

Terrace extension set available for 5080 + 5042, see page 21.

# DUO and EQI accessories

## DUO accessories

Product	VVS no.	Description	Specifications	EUR Excl. VAT
F500	743498020	Luna rinse bowl 250	250x640 mm	760
F502	743498040	Luna rinse bowl 380	380x700 mm	965
F510	743480926	DUO well	600x120 mm	1.180
F512	743480916	Classic well	600x120 mm	1.180
F520	743489936	Blocking tube for DUO, padlock		182
F522		Blocking tube for Wall, padlock		222
F530	743489916	Tap connector	1/2"	55
F531	743489918	Tap connector, copper	1/2"	80
F532	743489917	Tap connector, polished	1/2"	70
F921	743489004	Extension hose	1/2" 300 mm	105
F922	743489064	Extension hose	1/2" 600 mm	105
F923	743489014	Extension hose	1/2" 3000 mm	180
F929	743489034	Extension hose	1/2" 9000 mm	315
R00001	397369001	Acid-free oil for maintenance of stainless surfaces	30ml	25
F900	743489104	DUO wall mounted hose holder	320-155 mm	615
F900-01	743489108	DUO wall mounted hose holder, copper	320-155 mm	905
F900-02	743489109	DUO wall mounted hose holder, polished	320-155 mm	810
F900-S		DUO wall mounted hose holder, black	320-155 mm	825

## EQI accessories

Product	VVS no.	Description	EUR Excl. VAT
2020-101	743479704	EQI wall mounted hose holder	402
2020-107	743479708	EQI wall mounted hose holder, copper	563
4020-101	743471902	Drain ring, used with the free standing water tap 4012	541
4096	723209004	Mixing valve with built-in thermostat w/ 1/2" connection	114
4097		Reduction valve	923
5084	743479904	Installation kit w/mixing valve w/ 1/2" connection	220
7010-101	743469804	Towel hook	105
7010-102	743469805	Towel hook, brass	172
7010-107	743469808	Towel hook, copper	185
9016	743470964	Frostline pex connection with drainage and sealing	70
9018	743474964	Frostline double pex connection with drainage and sealing	127

See EQI spare parts on page 19



# EQI væghængt udendørsbruser

With fixed dimensions for pex connection

Product	VVS no.	Description	Specifications	EUR Excl. VAT
5050-101	743470340	For Frostline pex connection ½", 140 mm wall measurement*	Up to 23 l/min	1.710
5050-101	743470350	For Frostline pex connection ½", 180 mm wall measurement*	Up to 23 l/min	1.710
5050-101	743470360	For Frostline pex connection ½", 220 mm wall measurement*	Up to 23 l/min	1.710
5050-101	743470370	For Frostline pex connection ½", 260 mm wall measurement*	Up to 23 l/min	1.710
5050-101	743470380	For Frostline pex connection ½", 300 mm wall measurement*	Up to 23 l/min	1.710
5050-101	743470390	For Frostline pex connection ½", 340 mm wall measurement*	Up to 23 l/min	1.710
5050-101	743470400	For Frostline pex connection ½", 380 mm wall measurement*	Up to 23 l/min	1.710
5050-101	743470410	For Frostline pex connection ½", 420 mm wall measurement*	Up to 23 l/min	1.710
5050-101	743470420	For Frostline pex connection ½", 460 mm wall measurement*	Up to 23 l/min	1.710
5050-107	743470348	For Frostline pex connection ½", 140 mm wall measurement*, copper	Up to 23 l/min	2.832
5050-107	743470358	For Frostline pex connection ½", 180 mm wall measurement*, copper	Up to 23 l/min	2.832
5050-107	743470368	For Frostline pex connection ½", 220 mm wall measurement*, copper	Up to 23 l/min	2.832
5050-107	743470378	For Frostline pex connection ½", 260 mm wall measurement*, copper	Up to 23 l/min	2.832
5050-107	743470388	For Frostline pex connection ½", 300 mm wall measurement*, copper	Up to 23 l/min	2.832
5050-107	743470398	For Frostline pex connection ½", 340 mm wall measurement*, copper	Up to 23 l/min	2.832
5050-107	743470408	For Frostline pex connection ½", 380 mm wall measurement*, copper	Up to 23 l/min	2.832
5050-107	743470418	For Frostline pex connection ½", 420 mm wall measurement*, copper	Up to 23 l/min	2.832
5050-107	743470428	For Frostline pex connection ½", 460 mm wall measurement*, copper	Up to 23 l/min	2.832
5050-102	743470347	For Frostline pex connection ½", 140 mm wall measurement*, brass	Up to 23 l/min	3.345
5050-102	743470357	For Frostline pex connection ½", 180 mm wall measurement*, brass	Up to 23 l/min	3.345
5050-102	743470367	For Frostline pex connection ½", 220 mm wall measurement*, brass	Up to 23 l/min	3.345
5050-102	743470377	For Frostline pex connection ½", 260 mm wall measurement*, brass	Up to 23 l/min	3.345
5050-102	743470387	For Frostline pex connection ½", 300 mm wall measurement*, brass	Up to 23 l/min	3.345
5050-102	743470397	For Frostline pex connection ½", 340 mm wall measurement*, brass	Up to 23 l/min	3.345
5050-102	743470407	For Frostline pex connection ½", 380 mm wall measurement*, brass	Up to 23 l/min	3.345
5050-102	743470417	For Frostline pex connection ½", 420 mm wall measurement*, brass	Up to 23 l/min	3.345
5050-102	743470427	For Frostline pex connection ½", 460 mm wall measurement*, brass	Up to 23 l/min	3.345
9018	743474964	Frostline double pex connection with drainage and sealing		127



5050-101



5050-107



5050-102



9018

Instructions for measuring wall measurements can be found on page 20.

## \*IMPORTANT

When measuring for mounting with Frostline pex connection, there must only be a maximum tolerance of 2 mm! Expect a waiting time of approximately 14 working days from receipt and approval of the order. Minimum 140 mm and maximum 460 mm from front of wall to front of pex connection.

# FOR PUBLIC

Indicative list prices

## PRO Public built-in outdoor shower

Cold or premixed water.

Product	VVS no.	Description	Specifications	EUR Excl. VAT
3117-104	743491534	With tempo-stop and ½" connection, wall thickness 180 mm, raw steel	18 l/min	<b>2.512</b>
3117-104	743491544	With tempo-stop and ½" connection, wall thickness 220 mm, raw steel	18 l/min	<b>2.512</b>
3117-104	743491.554	With tempo-stop and ½" connection, wall thickness 260 mm, raw steel	18 l/min	<b>2.512</b>
3117-104	743491564	With tempo-stop and ½" connection, wall thickness 300 mm, raw steel	18 l/min	<b>2.512</b>
3117-104	743491574	With tempo-stop and ½" connection, wall thickness 340 mm, raw steel	18 l/min	<b>2.512</b>
3117-104	743491584	With tempo-stop and ½" connection, wall thickness 380 mm, raw steel	18 l/min	<b>2.512</b>
3117-104	743491594	With tempo-stop and ½" connection, wall thickness 420 mm, raw steel	18 l/min	<b>2.512</b>



3117

## PRO Public wall mounted outdoor shower

Cold or premixed water.

Product	VVS no.	Description	Specifications	EUR Excl. VAT
3018-104	743491134	With tempo-stop and ½" connection, wall thickness 180 mm, raw steel	18 l/min	<b>2.243</b>
3018-104	743491144	With tempo-stop and ½" connection, wall thickness 220 mm, raw steel	18 l/min	<b>2.243</b>
3018-104	743491154	With tempo-stop and ½" connection, wall thickness 260 mm, raw steel	18 l/min	<b>2.243</b>
3018-104	743491164	With tempo-stop and ½" connection, wall thickness 300 mm, raw steel	18 l/min	<b>2.243</b>
3018-104	743491174	With tempo-stop and ½" connection, wall thickness 340 mm, raw steel	18 l/min	<b>2.243</b>
3018-104	743491184	With tempo-stop and ½" connection, wall thickness 380 mm, raw steel	18 l/min	<b>2.243</b>
3018-104	743491194	With tempo-stop and ½" connection, wall thickness 420 mm, raw steel	18 l/min	<b>2.243</b>



3018

# PRO Public Wall mounted tap valve

Cold or premixed water.

Product	VVS no.	Description	Specifications	EUR Excl. VAT
3017-104	743457334	With tempo-stop and ½" connection, wall thickness 180 mm, raw steel	9 l/min	1.571
3017-104	743457344	With tempo-stop and ½" connection, wall thickness 220 mm, raw steel	9 l/min	1.571
3017-104	743457354	With tempo-stop and ½" connection, wall thickness 260 mm, raw steel	9 l/min	1.571
3017-104	743457364	With tempo-stop and ½" connection, wall thickness 300 mm, raw steel	9 l/min	1.571
3017-104	743457374	With tempo-stop and ½" connection, wall thickness 340 mm, raw steel	9 l/min	1.571
3017-104	743457384	With tempo-stop and ½" connection, wall thickness 380 mm, raw steel	9 l/min	1.571
3017-104	743457394	With tempo-stop and ½" connection, wall thickness 420 mm, raw steel	9 l/min	1.571



3017

# PRO Public free standing outdoor shower

Cold or premixed water. Well and connection hose included.

Product	VVS no.	Description	Specifications	EUR Excl. VAT
3080-104		With tempo-stop, raw steel	18 l/min	3.184



3080

# PRO Public free standing water tap

Well and connection hose included.

Product	VVS no.	Description	Specifications	Tap height	EUR Excl. VAT
3012-104	743477304	½" connection, raw steel	9 l/min	670 mm	1.156




**3012-104**  
*Tappehane*


# PRO wall mounted tap valve

Manufactured in ASI304 steel. 2 years warranty is provided.


Product	VVS no.	Description	Specifications	EUR Excl. VAT
2014-101	743468314	With key grip and ½" connection, wall thickness 180 mm	9 l/min	1.074
2014-101	743468324	With key grip and ½" connection, wall thickness 220 mm	9 l/min	1.074
2014-101	743468334	With key grip and ½" connection, wall thickness 260 mm	9 l/min	1.074
2014-101	743468344	With key grip and ½" connection, wall thickness 300 mm	9 l/min	1.074
2014-101	743468354	With key grip and ½" connection, wall thickness 340 mm	9 l/min	1.074
2014-101	743468364	With key grip and ½" connection, wall thickness 380 mm	9 l/min	1.074
2014-101	743468374	With key grip and ½" connection, wall thickness 420 mm	9 l/min	1.074
2015-101	743468514	With push button and ½" connection, wall thickness 180 mm	9 l/min	1.074
2015-101	743468524	With push button and ½" connection, wall thickness 220 mm	9 l/min	1.074
2015-101	743468534	With push button and ½" connection, wall thickness 260 mm	9 l/min	1.074
2015-101	743468544	With push button and ½" connection, wall thickness 300 mm	9 l/min	1.074
2015-101	743468554	With push button and ½" connection, wall thickness 340 mm	9 l/min	1.074
2015-101	743468564	With push button and ½" connection, wall thickness 380 mm	9 l/min	1.074
2015-101	743468574	With push button and ½" connection, wall thickness 420 mm	9 l/min	1.074
2016-101	743468114	With grip and ½" connection, wall thickness 180 mm	9 l/min	1.007
2016-101	743468124	With grip and ½" connection, wall thickness 220 mm	9 l/min	1.007
2016-101	743468134	With grip and ½" connection, wall thickness 260 mm	9 l/min	1.007
2016-101	743468144	With grip and ½" connection, wall thickness 300 mm	9 l/min	1.007
2016-101	743468154	With grip and ½" connection, wall thickness 340 mm	9 l/min	1.007
2016-101	743468164	With grip and ½" connection, wall thickness 380 mm	9 l/min	1.007
2016-101	743468174	With grip and ½" connection, wall thickness 420 mm	9 l/min	1.007



**2014-101**



**2015-101**



**2016-101**

# PRO wall mounted drinking system

Manufactured in ASI304 steel. 2 years warranty is provided.

Product	VVS no.	Description	Specifications	EUR Excl. VAT
500-101	694868100	PRO wall mounted drinking fountain (without connection set)	4-8 l/min	2.015
511-101	694868914	Connection set with 1/2" connection, wall thickness 180-220 mm		429
511-101	694868924	Connection set with 1/2" connection, wall thickness 220-260 mm		429
511-101	694868934	Connection set with 1/2" connection, wall thickness 260-300 mm		429
511-101	694868944	Connection set with 1/2" connection, wall thickness 300-340 mm		429
511-101	694868954	Connection set with 1/2" connection, wall thickness 340-380 mm		429
511-101	694868964	Connection set with 1/2" connection, wall thickness 380-420 mm		429
511-101	694868974	Connection set with 1/2" connection, wall thickness 420-460 mm		429



500-101

Consists of a drinking fountain and a connection set for measured wall thickness. The valve that supplies the drinking fountain is self-emptying so the water do not freeze. For this specific product the draining will go towards the inside of the wall and be tilting backwards with 2-3 mm., which is the opposite of our other wall mounted products.

# PRO free standing drinking system and citypost

Manufactured in ASI304 steel. 2 years warranty is provided. Well and connection hose included.

Product	VVS no.	Description	Specifications	Tap height	EUR Excl. VAT
600-101	694867100	Drinking fountain, 1/2" connection	4-8 l/min	600 mm	2.530
800-101	694867200	Drinking fountain, 1/2" connection	4-8 l/min	800 mm	2.666
850-101	694865200	Drinking fountain, 1/2" connection	4-8 l/min	850 mm	3.330

Manufactured in ASI316 steel. 5 years warranty is provided. Supplied with well.

Product	VVS no.	Description	Specifications	Tap height	EUR Excl. VAT
F200	694860100	PRO Drinking fountain, 1/2" connection	6-9 l/min	805 mm	2.666
F202	694860000	PRO Drinking fountain, 1/2" connection	6-9 l/min	600 mm	2.530
G200	694863012	Citypost, 1/2" connection	6-9 l/min	1000 mm	7.330



600-101



800-101



850-101



F200 · F202



G200



# PRO wall valve

Manufactured in ASI304 steel. 2 years warranty is provided.

Product	VVS no.	Description	Specifications	EUR Excl. VAT
2070-104	743456226	Tilslutning og aftap ¾ RG, 200 mm, raw steel	30-40 l/min	442
2070-104	743456236	Tilslutning og aftap ¾ RG, 300 mm, raw steel	30-40 l/min	442
2070-104	743456246	Tilslutning og aftap ¾ RG, 400 mm, raw steel	30-40 l/min	442
2070-104	743456256	Tilslutning og aftap ¾ RG, 500 mm, raw steel	30-40 l/min	442
2070-104	743456266	Tilslutning og aftap ¾ RG, 600 mm, raw steel	30-40 l/min	442



2070-104

# PRO free standing water tap

Manufactured in ASI304 steel. 2 years warranty is provided. Well and connection hose included.

Product	VVS no.	Description	Specifications	Tap height	EUR Excl. VAT
4041-101	743472704	½" connection	23 l/min	445 mm	1.156
4047-101	743472754	½" connection	23 l/min	645 mm	1.293

Manufactured in ASI316 steel. 5 years warranty is provided. Supplied with well.

Product	VVS no.	Description	Specifications	Tap height	EUR Excl. VAT
F171	743480434	PRO H30 rinse tap 1070, ½" connection	28-32 l/min	1070 mm	1.845
F172	743480424	PRO H30 rinse tap 920, ½" connection	28-32 l/min	920 mm	1.710
F152	743480244	PRO Commercial, ¾" connection and outlet	37-45 l/min	495 mm	1.675



4041-101



4047-101



F171 · F172



F152

# PRO free standing water tap

Manufactured in ASI304 steel. 2 years warranty is provided. Option of key grip Delivered on request. Well and connection hose included.

Product	VVS no.	Description	Specifications	Tap height	EUR Excl. VAT
4275-104	743478306	3/4" connection and outlet, raw steel	40 l/min	Up to 884 mm	675
4510-104	743478406	3/4" connection and outlet, raw steel	40 l/min	Up to 684 mm	531

Manufactured in ASI316 steel. 5 years warranty is provided.

Product	VVS no.	Description	Specifications	Tap height	EUR Excl. VAT
F802	743483108	Workman fixed 3/4" connection and outlet, well included	34-48 l/min	720 mm	1.060



4275-104



4510-104



F802

## PRO accessories

Product	VVS no.	Description	Specifications	EUR Excl. VAT
4090-104	743456908	Key grip for 2070, 4275 & 4510	8 mm water ring	97
4190-101	743456905	Key grip for 2010, 4040, 4046 & 4012	5 mm water ring	97
4096	723209004	Mixing valve with built-in thermostat w/ 1/2" connection		114
4097		Reduction valve		923
5084	743479904	Installation kit w/mixing valve w/ 1/2" connection		220
5084-10	743479960	UV-resistant hose	10 meters	1.087
5084-11	743479956	UV-resistant hose	6 meters	1.087
7017-104	743478981	Mandatory well for 4275 and 4510		220

See additional accessories on page 11



7017-104

# EQI spare parts

Product	VVS no.	Description	EUR Excl. VAT
9008	694869990	Service set, 8 mm, model: 511 and water supply for 500	27
9010	743470990	Service set, 10 mm, model: 600, 800, 850, 2010, 2014, 2015, 2016 3012, 4012, 4040, 4041, 4046, 4047, 5030, 5032, 5060 & 5082	27
9011	743470991	ervice set for doubletaps, 10 mm, model: 5010, 5042, 5050, 5065 & 5080, 5080	50
9012	743479990	Service set, 12 mm, model: 2070, 4275 and 4510	27
9014-101	743470982	Drain valve (hydrant) for wall mounted shower 5032 and 5050	56
9014-107	743470972	Drain valve (hydrant) for wall mounted shower 5032 and 5050, copper	85
9014-102		Drain valve (hydrant) for wall mounted shower 5032 and 5050, brass	85



9008



9010



9011



9012



9014

# Free standing drinking system

Manufactured in ASI316 steel. 5 years warranty is provided. Well and connection hose included.

Product	VVS no.	Description	Specifications	EUR Excl. VAT
A342	694891340	Drinking system for horse and cattle	400 mm	760
A362	694891360	Drinking system for horse and cattle	600 mm	786
A382	694891380	Drinking system for horse and cattle	800 mm	810
A653		Extra well		335
R00306		Drinking plate		35
R00304		Drinking plate extension		56



A342



A362



A382



R00306



R00304

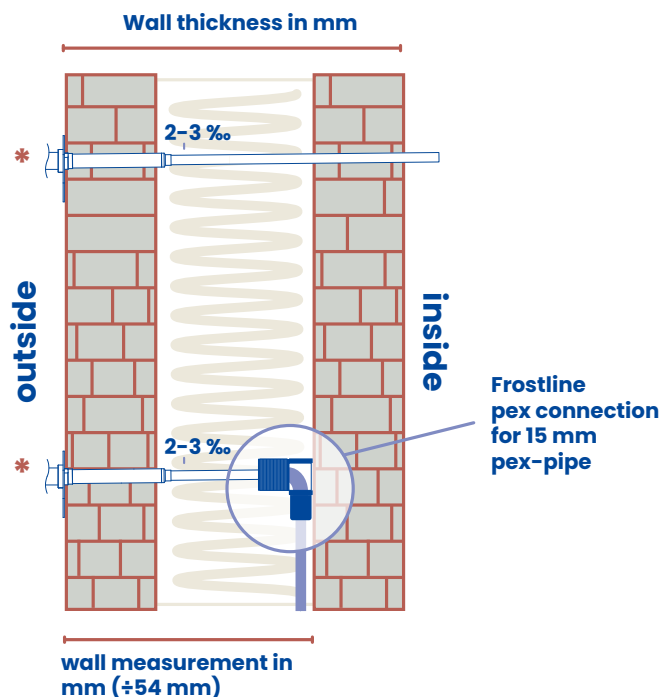
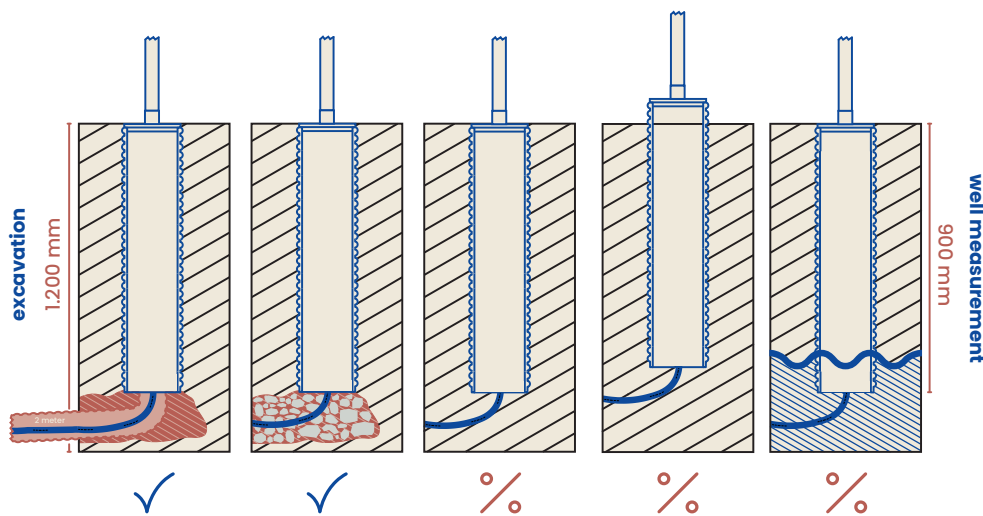
# INSTRUCTIONS

Measurements and important matters during the installation.

**For both freestanding and wall-mounted products, it is a requirement that there is always frost-free water supply.**

**Free standing products** are installed in a well, which is a pipe that in general goes approximately 90 cm into the ground. The well is vital for the product to be frost free via its mechanical emptying system. The valve itself is located at a depth that is frost free and uses heat of the ground to remain frost free. Another vital function is that the well serves the purpose of handling the residual water that is emptied from the various faucets and showers, so they do not freeze.

With the majority of the products it is crucial that the valve remains dry and is positioned so that the surrounding water in the ground don't reach the valve, as this will destroy it and prevent the valve from functioning. It is IMPORTANT that the well is placed at the right depth (so the well deck is level with the surface) and that there is no rising ground water where it is placed. Drainage from the well is ensured either by an extra 30 cm excavation that is filled with pebbles under the well, otherwise you need to pull a drainage pipe around the water supply for the last 2 meters and ensure that the drainage pipe is positioned so it drains the remaining water. If this is not ensured, the product has not been installed according to the instruction. This means that the warranty will be void. See further details in the individual installation instructions. If in doubt about mounting please contact us.



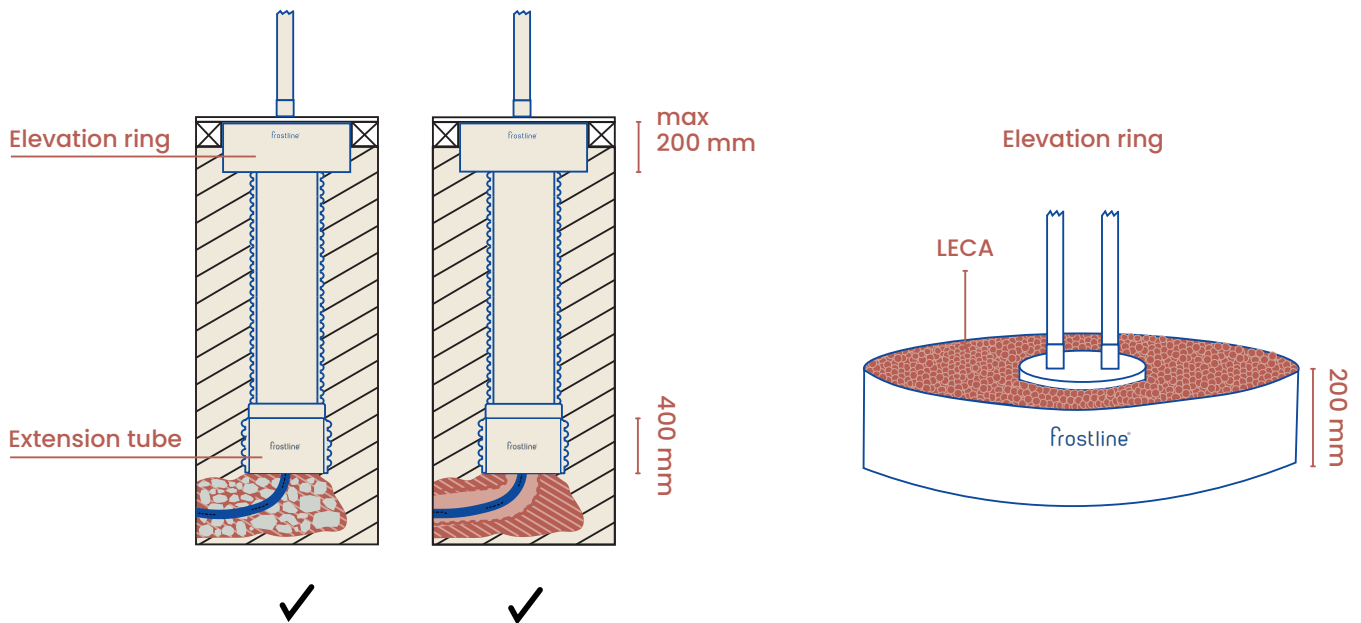
**Wall mounted products** such as outdoor showers, kitchen faucets and the WALLS have traditionally 2 mounting methods. The products can be supplied with 15 mm copper pipe or 1/2" connection, where the product goes through the wall and is connected on the inside. Here, reference is made to WALL THICKNESS, which is measured from the external facade to the internal wall. Here you can use a product that has a measurement that roughly corresponds to the measured one, as the front plate can be slightly adjusted.

**When mounting a product from the EQI series with Frostline pex connection** reference is made to a WALL MEASUREMENT and it must be absolutely precise. WE supply a number of sizes from stock and here you have a MAXIMUM 2 mm tolerance, as these products are equipped with a union and therefore is unadjustable. If our standard measurements do not fit exactly, a fitting with special measurements must be ordered. It is measured from the outer wall to the inner side of the inner wall (against insulation) and subtracts 54 mm as the Frostline coupling box fills up to the front thread. It is important that a Frostline pex connection is used, as this is a special type of approved pex connection, which is fitted with a drain hole that ensures the legally required tightness and notification in the technical room in the event of a leak. Interchangeability is ensured via unions and access from the facade.

**\* In order to ensure drainage on wall-hung models** it is also IMPORTANT that emptying is ensured via a drop towards the facade, this means that the supply pipe must drop 2-3 mm per meters from inside to outside. If this drop is not established, stagnant water can freeze and the product is not installed according to the construction. This means that the warranty will be void. See further details in the individual installation instructions.

# Terrace extension set

installation with the Frostline extension set for a wooden terrace.



1. Follow steps A - C in the installation manual\*, however, excavate up to 400 mm deeper depending on the required height above ground. Note that the maximum elevation should be 200 mm above ground level!
2. Follow step D in the installation manual, BUT modify as follows:
  - a. The included Frostline extension tube is mounted at the bottom of the well. Regardless of the height, the extension tube MUST ALWAYS be installed at full length.
  - b. Connection hoses are connected to the water supply, which is brought up to a frost-free depth. The well is positioned so that the upper edge (where the round fastening bracket is located) is level with the upper edge of the terrace boards, and the extension tube points down towards the gravel or drainage pipe that is brought up through the well. Be careful NOT to get soil or sand into the connection hoses and water supply.
  - c. Measure the exact distance from ground level up to just under the terrace board. The included elevation ring is placed on the ground, centered around the well, so that it maintains the same distance all the way around. If the height is less than 200 mm, press/dig the elevation ring accordingly into the ground. This ensures that it fits precisely against the underside of the terrace board.
  - d. Fill the included insulating LECA nuts inside the elevation ring until it is completely full and fills the gap up to the underside of the terrace board.
5. Follow step E in the installation instructions\*, with the addition that terrace boards are finally installed and cut towards the well. It is IMPORTANT that the upper edge is level with the terrace board to prevent the creation of a cold bridge.
6. Follow steps F - H in the installation instructions.\*

\* Installation guide for 5080 and 5042 is found on [www.frostline.dk/en](http://www.frostline.dk/en) under the downloads section or directly under the product.

# MAINTENANCE

Corrosion, valves and gaskets



**Stainless steel** is available in many qualities, we use ASI304 and ASI316. The silk-matt surface of the glass-blown products will develop a light patina over time, and it will age gracefully and last for generations. It is recommended that the product be lubricated immediately after assembly with an acid-free oil (see accessories). It's super simple, you smear the product into the oil, wait 5 minutes and wipe off the cloudy oil. Subsequently, this treatment is repeated 2-3 times a year. If the product is located in particularly exposed areas, such as coastal stretches with a lot of wind, moisture and salt, we recommend that the lubrication with acid-free oil is carried out more often. This treatment counteracts corrosion.


**Corrosion** regularly occurs on stainless steel, and it can appear as if it is the product itself that is rusting. Corrosion comes from particles in the air. They stem, e.g. from brake dust from car brake discs or from sand, which also contains large amounts of iron particles. The particles can settle in the surface of the stainless steel where it will appear as if it is the material itself that is rusting. It is not.

If corrosion has occurred, it can possibly be removed with a soft sponge and soapy water. It is important that you rinse off all the soap again and finish with a thin layer of acid-free oil.



**Copper** is a very living material that quickly takes on the color of the environment, surroundings and touch. As new and untreated, the copper appears in many different shades. It can appear as straight from cutting glossy to very dark on the surface. Never use strong soap, cleaning agent, chlorine etc. Copper is very sensitive to all bases and acids. A fingerprint on a freshly polished product is clearly visible.

The best cleaning and maintenance advice is therefore; do nothing. Copper patinates most beautifully when it is allowed to stand with time and darken. The places that are regularly touched (e.g. grips) will remain slightly lighter and shinier than the rest.



*An example of the aesthetic oxidation process with our copper faucets*



**Brass** is a copper mixed with various other metals, such as tin or zinc, depending on what it is used for. Brass looks like copper but is lighter in color. Over time it turns brown, with shiny brown surfaces where it is touched most regularly. Brass is very sensitive to all bases and acids. A fingerprint on a completely freshly polished product is clearly visible. The best cleaning and maintenance advice is therefore; to do nothing.

**Regular maintenance is important so it is recommended to check and lubricate the valves and gaskets** with an approved tap grease at least once a year. If a leak has occurred in the fixture, it may be due to gaskets or other wear parts that have suffered and should be replaced. For any questions do not hesitate to contact us.

Please find the maintenance guide on [frostline.dk/en](https://frostline.dk/en) under downloads.

# CONTACT

Sales and Customer service



## **Birgitte Klinge Knudsen**

Customer service  
Mobile +45 2752 6334  
birgitte@frostline.dk



## **Nina Thuesen**

Sales and Projects  
Mobile +45 2889 6106  
nina@frostline.dk



## **Lasse Arnoldus**

Sales  
Mobile +45 2080 9675  
lasse@frostline.dk



## **Morten Johansen**

Sales and Projects  
Mobile +45 3164 0803  
morten@frostline.dk



## **Rolf Thygesen**

Office Manager  
Mobile +45 3118 3668  
info@frostline.dk



## **Randi Jensen**

Customer service  
Mobile +45 7023 1000  
info@frostline.dk



## **Jesper Langberg**

CEO  
Mobile +45 2324 7100  
jesper@frostline.dk



## **Trude Kristin Aakre**

Customer service, Norway  
Mobile +47 951 53 531  
Trude@cosani.dk



## **Hege Galteland**

Sales and Projects, Norway  
Mobile +47 970 44 234  
Hege@cosani.dk

Frostline A/S | Showroom | Trindsøvej 10, 8000 Aarhus C, Denmark | frostline.dk  
+45 8724 1444 | +45 7023 1000 | info@frostline.dk

Warehouse and Production | Jegstrupvej 50, 8361 Hasselager



Wall mounted outdoor shower from the EQI series. See page 4.



Built-in outdoor shower from the EQI series See page 6.



Wall valve and hose holder from the DUO series. See page 7.



Wall mounted outdoor shower from the DUO series. See page 4.




DUO H free standing water tap from the DUO series. See page 9.



Free standing outdoor shower from the EQI series. See page 8.

Follow us to get the latest news

 @frostline\_as

 frostlinedanmark

 frostline A/S

 @frostlineDK

frostline®

COSANI A/S is agent for Frostline